



UID

DESIGN APTITUDE TEST 2018 UNDERGRADUATE

KARNAVATI
UNIVERSITY

Total No. of Pages: 8

TOTAL MARKS - 100

Permitted Time: 3 Hours

Kindly read the instructions carefully given on the next page before attempting the questions.

To be filled by the student.

CANDIDATE ID	:	
CANDIDATE NAME	:	
TEST CENTRE	:		
<input type="checkbox"/> AHMEDABAD	<input type="checkbox"/> MUMBAI	<input type="checkbox"/> PUNE	<input type="checkbox"/> NAGPUR
<input type="checkbox"/> CHENNAI	<input type="checkbox"/> BANGALORE	<input type="checkbox"/> GUWAHATI	<input type="checkbox"/> PATNA
<input type="checkbox"/> LUCKNOW	<input type="checkbox"/> BHOPAL	<input type="checkbox"/> DELHI	<input type="checkbox"/> JAIPUR
<input type="checkbox"/> INDORE	<input type="checkbox"/> DEHRADUN	<input type="checkbox"/> KOCHI	<input type="checkbox"/> HYDERABAD
<input type="checkbox"/> CHANDIGARH	<input type="checkbox"/> KOLKATA	<input type="checkbox"/> RAIPUR	

*Please read the instructions on the next page.

DAT Paper is sealed. Do not break/open until asked to do so.

INVIGILATOR'S SIGNATURE

FOR OFFICIAL USE ONLY

Marks obtained

Examiner's signature

INSTRUCTIONS TO THE CANDIDATES:

You will be informed when to start the examination by the invigilator.

Read these instructions carefully before attempting the questions.

1. Write your Name, Candidate ID number and the Examination Centre in the space provided on the cover page of this answer book as well as on all the pages of answer book.
 - a. No distinctive mark of any sort is to be put anywhere in the answer book.
 - b. Violation of these instructions or adoption of malpractice in examination hall will lead to disqualification.
 - c. Please make sure you have signed the registration sheet provided by the invigilator to mark your presence.
 - d. Make sure that you have written your Candidate ID number and signed in all pages in the space provided.
2. Write your answers ONLY IN ENGLISH.
3. Candidates shall not be allowed to leave the examination hall before the expiry of at least one and half hours (90 Minutes) from the commencement of the examination.
4. Undergraduate DAT Paper consists of 11 Questions.
5. All questions are compulsory.
6. Write or draw your answers only in the space provided for respective questions.
 - a. Backside of the paper to be used for ROUGH WORK ONLY. Space has been provided against each question for a FINAL ANSWER.
- 7. DO NOT REMOVE ANY SHEET from this answer book.**
8. Before leaving the examination hall, submit this question-cum-answer paper to the invigilator.
9. Use of stationery: Use Ball Pen (Blue Ink), Pencil (any type) & Eraser only.
10. DAT Paper will be collected at the end of the test / examination.
11. Maximum Duration for the completion of the test is 180 minutes (3 hrs.).

Question no. 1..... 05 marks

Fill in the blanks.

- A.is the color of failure in terms of achievements.
- B.color can cause nausea; hence it is avoided in airplanes.
- C. is the first color a baby sees.
- D. color reminds us of monochromatic images of the famous film “The Matrix.”

Question no. 2..... 05 marks

Which animal image is engraved on the Seals of Indus Valley Civilization

- A. unicorn
- B. horse
- C. goat
- D. Lamb

Question no. 3..... 05 marks

Which city has been declared as India's first heritage city by UNESCO?
Tick the right option below.

- A. Jaipur
- B. Trivandrum
- C. Kolkata
- D. None of the above

Question no. 4..... 05 marks

Draw the logos of the following companies?

- A. ITC
- B. HDFC
- C. IBM
- D. BMW

--	--	--	--

Question no. 5..... 05 marks

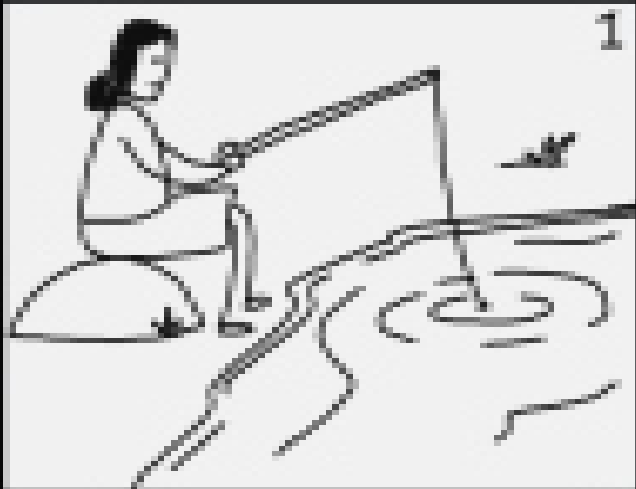



Identify and name the characters visible in the silhouettes.



--	--	--	--	--

Question no. 6.. 10 marks

Create the story by drawing in the empty frames.

 <p style="text-align: right;">1</p>	 <p style="text-align: right;">2</p>
 <p style="text-align: right;">3</p>	 <p style="text-align: right;">4</p>

Question no. 7..... 15 marks


Select an alphabet from your regional script/vernacular language (Other than English) and select an object that starts with the same alphabet. Show the transformation from the alphabet to the Object in three steps below.

- Step 1: Write the alphabet.
- Step 2–4: Transition steps
- Step 5: Draw the object

Step 1	Step 2	Step 3	Step 4	Step 5

Question no. 8..... 05 marks

Select the correct option by analyzing the images given below (In terms of the value of the currency).




- A) 100, 500, 10
- B) 500, 2000, 10
- C) 2000, 200, 500
- D) 100, 200, 10

Total marks
20

Question no. 9..... **20 marks**


Select one imaginary or existing product that can be used in two orientations - Horizontal and Vertical. Draw both the orientations in the space given below.



Total marks
10

Question no.10..... 10 marks

Create a composition with one human figure and a combination of any two images as given below (Line drawing only). You can add one extra element according to the need of your composition.

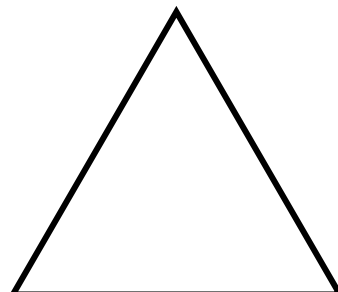




Composition:

Total marks
15

Question no. 11..... **15 marks**

Draw four 3D forms using three basic shapes (references given below).



Form 1	Form 2
Form 3	Form 4